


1922 GN Cyclecar chain gang










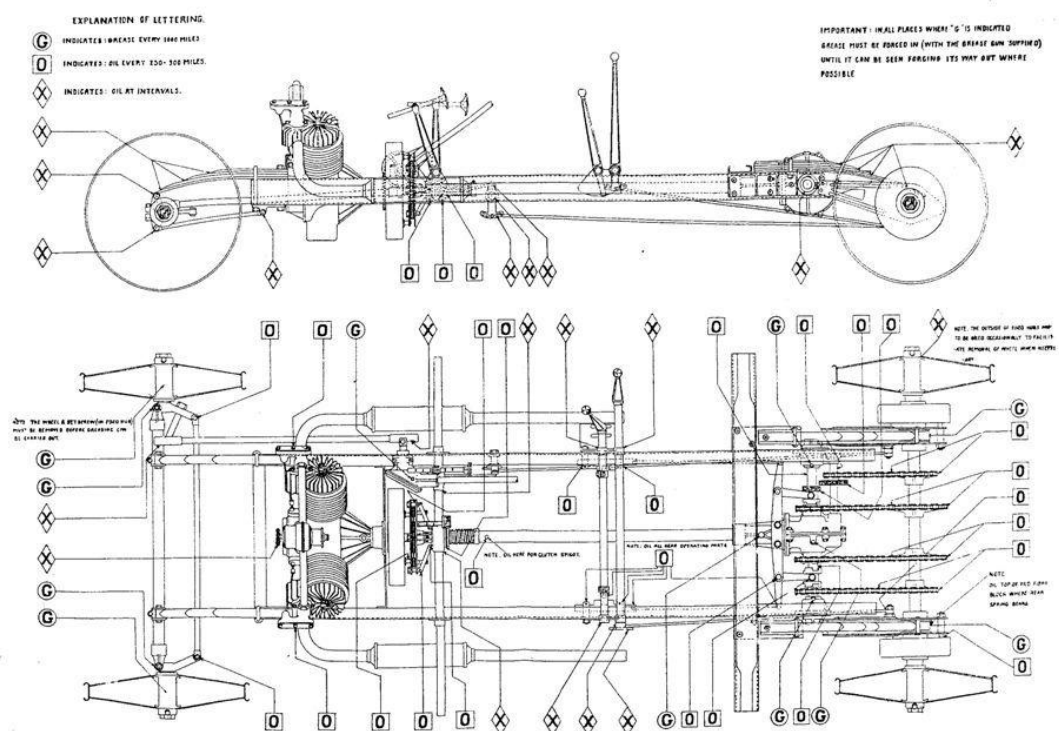




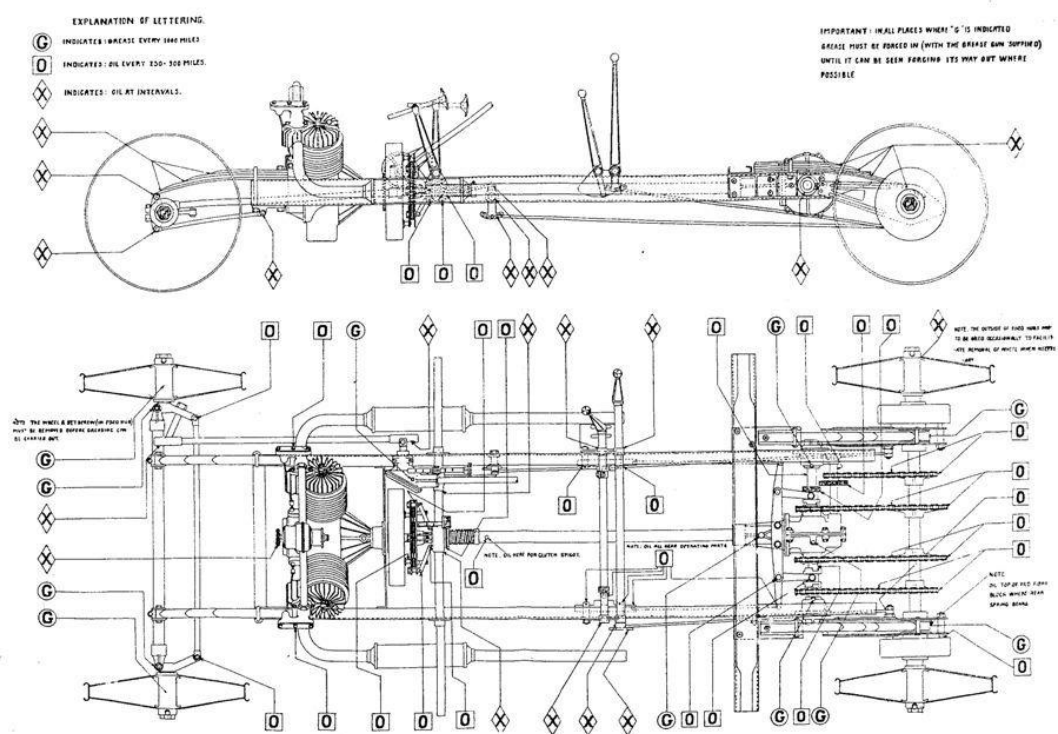












## Bodywork

Type: 2S SPRTS

Number of doors: 2

## Dimensions

Wheelbase: 2590 mm 8ft 6 inches

Track front: 1067 mm 42.00 in

Track rear: 1067 mm 42.00 in

Length: 3480 mm 137.00 in

Width: 1346 mm 52.99 in

Kerb weight: 432 kg 952.39 lb

## Engine

Type: Air-cooled V-Twin



2 valves per cylinder

Bore x stroke: 84.00 mm. × 98.00 mm.

Bore / stroke ratio: 0.85

Displacement: 1087 cc 66.33 cu in

Compression: 4.5 (5.5 Vitesse)

Fuel system: 1 Stethnos carb

1 Capac Carb Vitesse

Max. output: 17 bph @ 2500 rpm

35 bph ( Vitesse)

Chassis

Suspension front: Quater Eliptic

Suspension rear: Quater Eliptic

Tyres: 650 x 65 350x19

Drive: Via Chains and gears

Top gear ratio: 1

Final drive ratio: 4



1914 GN Grand Prix





1922 GN Thunderbug












1921 GN cyclecar










1923 GN/Salmson





© All rights reserved












GN Spider











GN Parker



[www.flickr.com/photos/telkine](http://www.flickr.com/photos/telkine)









GN JAP 1908-19











Bloody Mary



JAP pic

