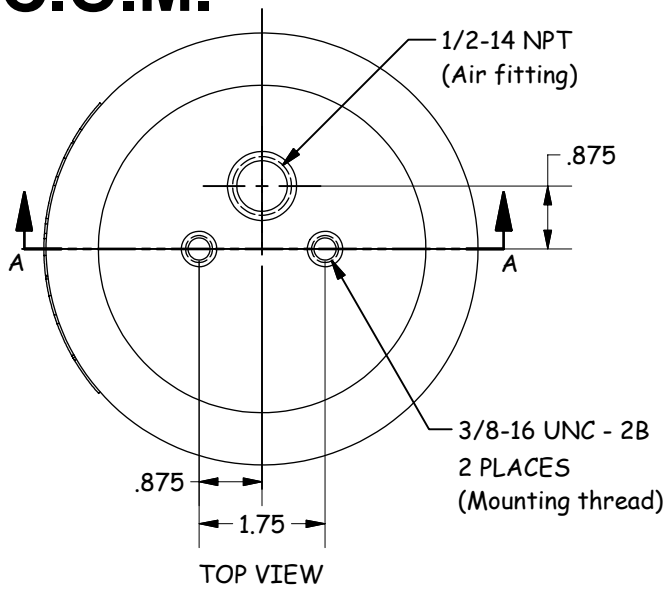


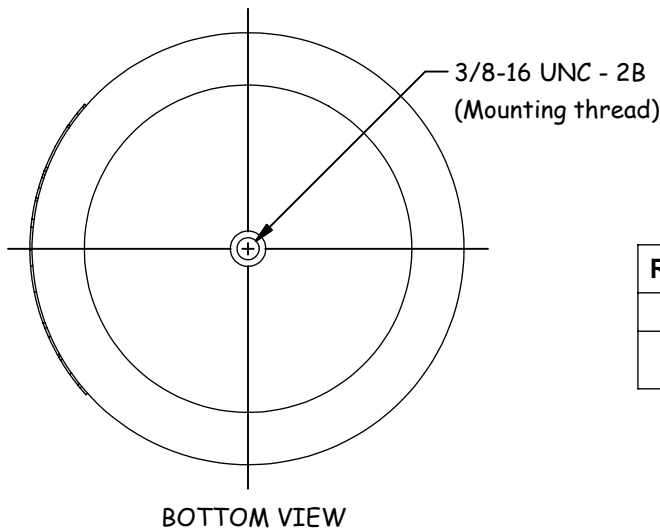
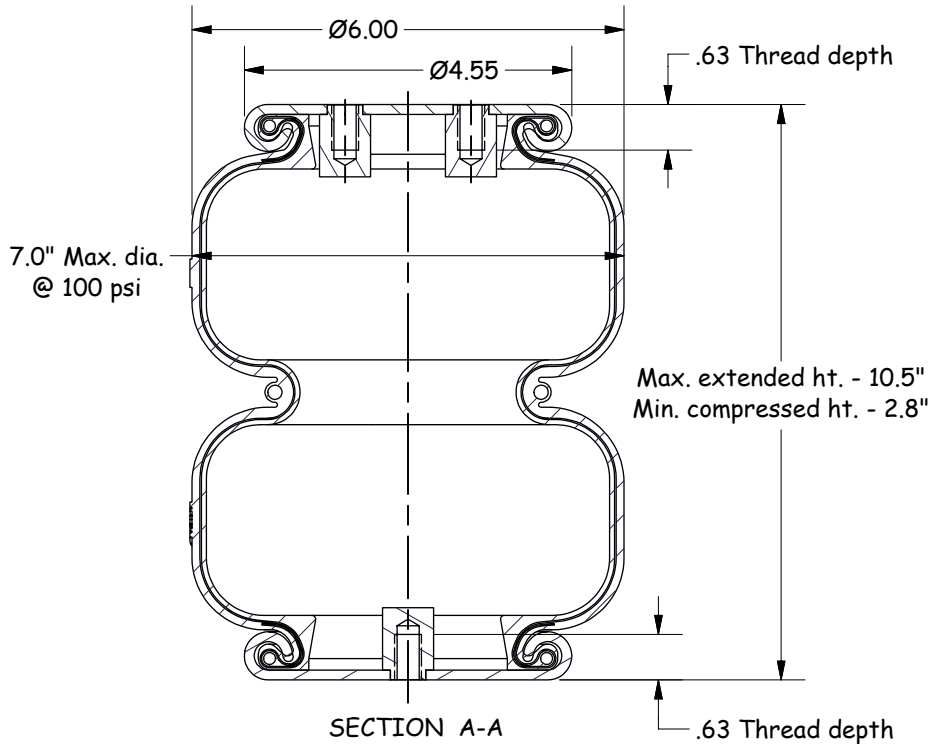
2B6 C.O.M.

P/N: 58343



INSTALLATION NOTES:

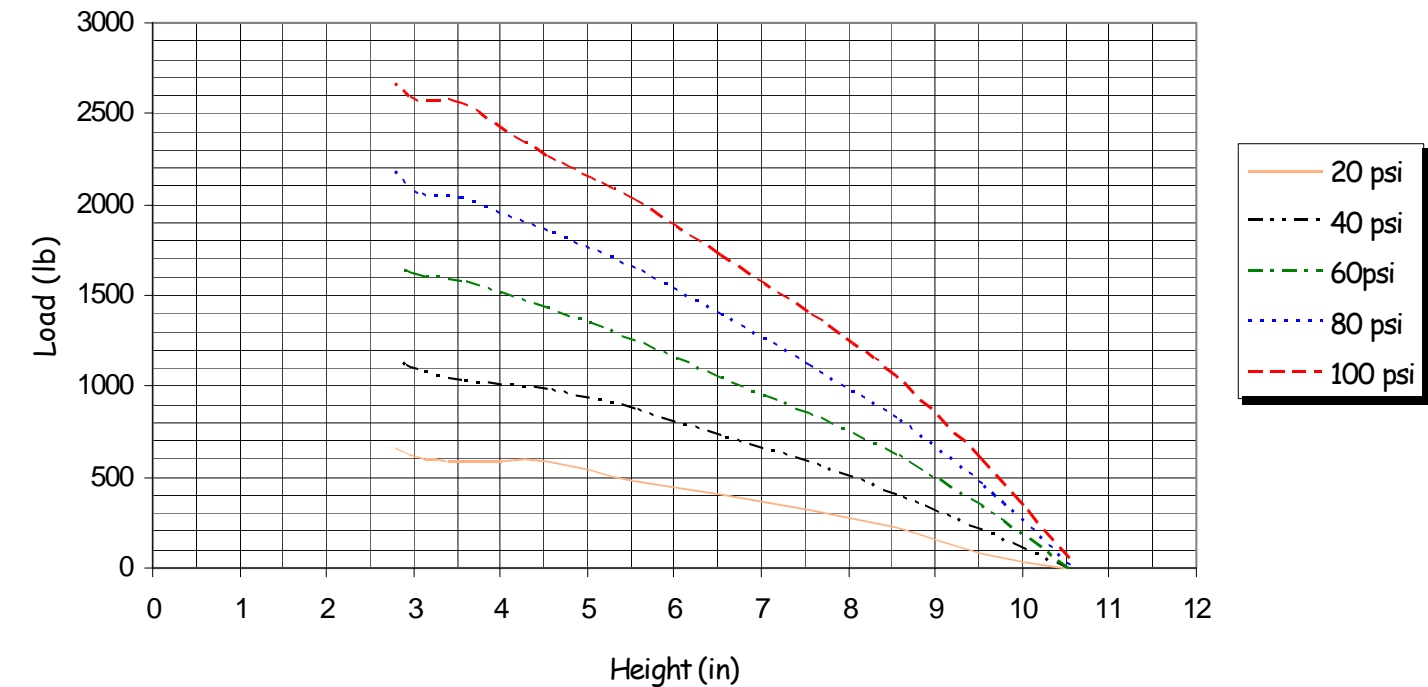
- 1) Design height range: 5.5-7.5"
- 2) Useable stroke: 7.7"
- 3) Load range: 322-2030 lbs
- 4) Top and bottom surfaces to be fully supported
- 5) Mounting surfaces must not have any sharp edges in contact with the flex member
- 6) Maximum pressure: 600 psi
- 7) Force to compress: 75 lb
- 8) 5 psi minimum pressure required to operate properly
- 9) Nominal free standing ht. @ 0 psi - 8.25"



RECOMMENDED MAX. TORQUE VALUES

| Air fitting | Mounting thread |
|----------------------------|-----------------|
| Finger tight + 1.5-2 turns | 20 ft-lb |

LOAD vs. DEFLECTION @ CONSTANT PRESSURE



| HEIGHT (in) | FORCE (lbs) | | | | |
|-------------|-------------|---------|---------|---------|----------|
| | @20 psi | @40 psi | @60 psi | @80 psi | @100 psi |
| 10.50 | 0 | 0 | 0 | 23 | 56 |
| 9.50 | 90 | 220 | 346 | 467 | 611 |
| 8.50 | 233 | 412 | 632 | 833 | 1066 |
| 7.50 | 322 | 587 | 861 | 1121 | 1416 |
| 6.50 | 407 | 739 | 1058 | 1400 | 1725 |
| 5.50 | 478 | 879 | 1258 | 1660 | 2030 |
| 4.50 | 587 | 990 | 1435 | 1867 | 2272 |
| 3.50 | 590 | 1040 | 1581 | 2043 | 2559 |
| 3.00 | 612 | 1102 | 1626 | 2072 | 2577 |
| 2.80 | 664 | 1166 | 1662 | 2185 | 2671 |