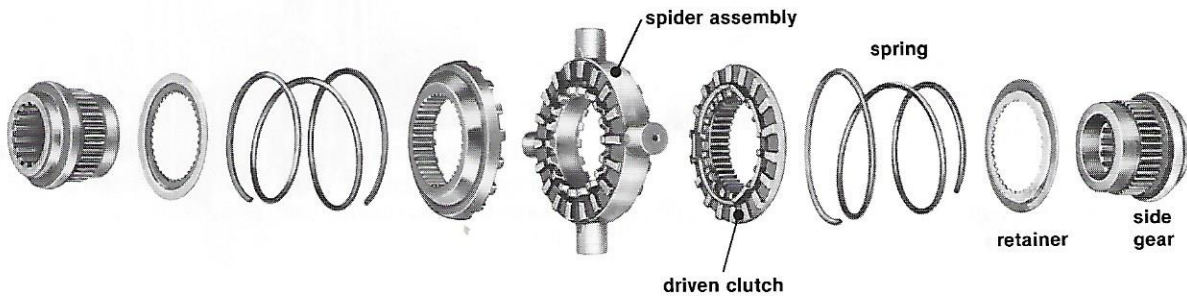


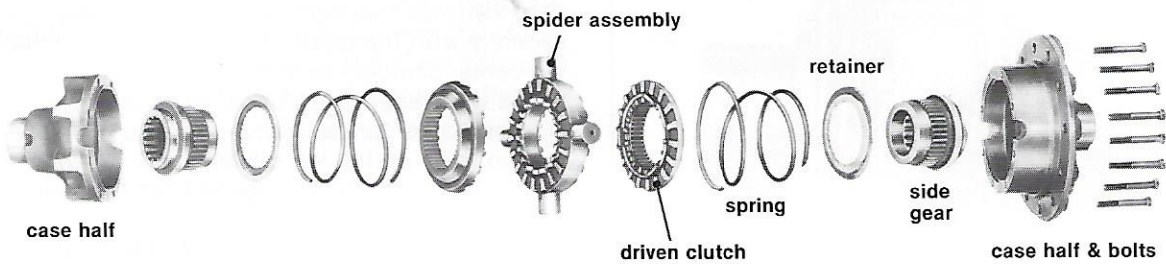
CONSTRUCTION AND FUNCTION OF COMPONENTS

Exploded View of Assemblies

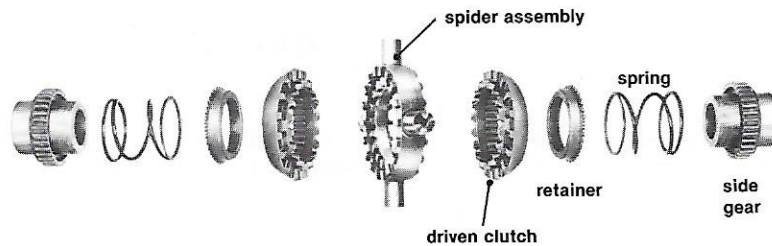
The following exploded views of NoSPIN differentials (there are eight "styles") illustrate the various components that make up the complete assembly. Certain components differ slightly in appearance between style, but their function — and the function of each of the eight style NoSPIN differentials — is the same. Each component, and how it functions in relation to its mating component(s), is explained in this section.



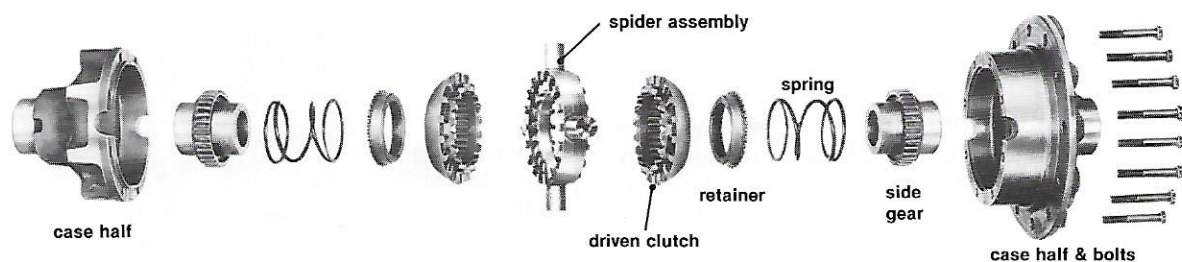
NoSPIN differential with spider assembly and external springs and retainers; fits support case in vehicle.



NoSPIN differential with spider assembly and external springs and retainers; supplied with support case.



NoSPIN differential with spider assembly and internal springs and retainers; fits support case in vehicle.



NoSPIN differential with spider assembly and internal springs and retainers; supplied with support case.